


# Installing CCC with other addons (v1.1)




For this example I'm using MissingMons, but the process is the same for any other addon

Locate any addons datapacks that add Rockruff & Lycanroc; if already installed, this will be in your world's datapack folder

> Twitch > Minecraft > Instances > cobblemon > saves > my cobblemon world > datapacks >				
Name	^	Date modified	Type	Size
 MissingMon_v3.2 [1.6 Compatible].zip		10/01/2025 1:28 PM	Compressed (zipp...	1,028 KB






Navigate to the pack's species\_additions and/or species folder, locate Rockruff and Lycanroc's files, and delete them

cks > MissingMon\_v3.2 [1.6 Compatible].zip > data > cobblemon > species\_additions > missingmons




Name	Type	Compressed size	Password ...	Size
 poltchageist.json	JSON File	1 KB	No	
 rockruff.json	JSON File	1 KB	No	
 screamtail.json	JSON File	1 KB	No	

Navigate to your resourcepacks and find the pack's bedrock folder, you'll need to delete every Rockruff & Lycanroc file and/or folder from the folders (Lycanroc will likely have multiple files because of it's forms)

Each addon may deviate here, but there will usually be files/folders in the animations, models, posers and resolver/species folders

ion > resourcepacks > MissingMon_v3.2 [1.6 Compatible].zip > assets > cobblemon > bedrock >				
Name	^	Date modified	Type	Size
 animations		25/12/2024 5:07 PM	File folder	
 models		25/12/2024 5:08 PM	File folder	
 pokemon		22/10/2024 3:33 AM	File folder	
 posers		25/12/2024 5:08 PM	File folder	
 species		25/12/2024 5:08 PM	File folder	

ion > resourcepacks > MissingMon\_v3.2 [1.6 Compatible].zip > assets > cobblemon > bedrock > posers

Name	Type	Compressed size	Password ...	Size
 lycanroc.json	JSON File	1 KB	No	
 lycanroc_dusk.json	JSON File	1 KB	No	
 lycanroc_midnight.json	JSON File	1 KB	No	

mon > resourcepacks > MissingMon\_v3.2 [1.6 Compatible].zip > assets > cobblemon > bedrock > models >

Name	Date modified	Type	Size
lycanroc	22/10/2024 3:33 AM	File folder	
lycanroc_dusk	22/10/2024 3:33 AM	File folder	
lycanroc_midnight	22/10/2024 3:33 AM	File folder	

You may also need/want to delete any clashing textures, depending on your resourcepack load order

cepacks > MissingMon\_v3.2 [1.6 Compatible].zip > assets > cobblemon > textures > pokemon >

Name	Type	Size
lycanroc	File folder	

## Optional deletions:

Things should work fine without deleting these, but things like spawning may be skewed

- Rockruff & Lycanroc’s spawn\_pool\_world files (addon.zip > data > cobblemon > spawn\_pool\_world > rockruff.json / lycanroc.json)

obblemon world > datapacks > MissingMon\_v3.2 [1.6 Compatible].zip > data > cobblemon > spawn\_pool\_world

Name	Type	Compressed size	Password ...	Size
lycanroc.json	JSON File	1 KB	No	1

If you had your game and world open while deleting the necessary files, you’ll need to refresh your datapacks and resourcepacks

To refresh your resourcepack, use the F3+T keybind

To refresh your datapack, simply exit and re-enter the world (servers will need a reset)

If you’re having issues, please contact me in the addon’s [support thread](#) in the Cobblemon discord!